

ULISSE PLUS NETCAM

OUTDOOR FULL IP PTZ UNIT FOR NETWORK CAMERAS WITH MEDIUM SIZE LENSES



MAIN FEATURES

For Network cameras compatible with ONVIF protocol, Profile S, or equipped with RS485 serial port

Direct access to camera web pages via VT Tunneling

Variable speed: 0.02°-100°/s Pan; 0.02°-50°/s Tilt

Variable speed with UPTIRN LED illuminators: Pan 0.02°-40°/s - Tilt 0.02°-30°/s

Horizontal continuous rotation, vertical +90°/-40°

Weatherproof housing for medium/large-size lenses

IP66

Optical sensors for absolute positioning feedback

Position accuracy: 0.02°

Up to 250 Presets

Integrated wiper

Operating temperature: -20°C / +60°C (-4°F / +140°F)

Power supply available 230Vac, 24Vac or 120Vac

OPTIONS

Prerangement for mounting of two UPTIRN LED illuminators

Cold pack for low temperature down to -30°C (-22°F)

DESCRIPTION

ULISSE PLUS NETCAM is a powerful Full-IP PTZ for outdoor IP video surveillance, which can manage modern IP SD, HD and Megapixel cameras, with integration in a network system.

This model can contain cameras with medium-sized lenses, enabling dynamic and non-stop surveillance of large outdoor areas at 360° degrees.

A special feature of ULISSE PLUS NETCAM is the ability to easily control, via the network, all the camera's pan & tilt functions, including wiper, preset and set-up, using the most common VMS on the market. It is possible to use any ONVIF compatible Profile S camera, or proprietary protocol on RS-485, whilst the entire management of the system only requires an IP address.

The unit is equipped with a wiper for removing rain and dust from the front glass; there is a wide selection of jerry cans with washer pump, different capacities and heads.

To ensure detailed images even during the night hours, versions are available with LED illuminators, with infrared light or white light.

The accurate top-mount construction ensures vision beyond the horizon and the continuous rotation on the horizontal axis, combining high speed to absolute tracking accuracy, both in manual mode and in patrol mode.

ULISSE PLUS NETCAM is equipped with optical encoders which ensure the accurate control of the position in any condition of use.



ULISSE PLUS NETCAM



ULISSE PLUS + 2 UPTIRN

TECHNICAL DATA**GENERAL**

Built in aluminium and ABS
 Epoxypolyester powder painting, RAL9002 colour
 Top mount (OTT)
 Transmission through toothed belt
 Slip-ring
 Electronic limit switches
 Plug installation thanks to connector and easy replacement on-site
 Zero backlash
 Encoder for absolute positioning
 Integrated wiper
 Configuration of telemetry protocol parameters through dip-switch for RS485

MECHANICAL

Cable glands: 3xM16
 Horizontal rotation: continuous
 Vertical rotation: +90° to -40°
 Horizontal speed (variable): from 0.02°/s up to 100°/s (from 0.02°/s up to 40°/s, with LED illuminators)
 Tilt speed (variable): from 0.02°/s up to 50°/s (from 0.02°/s up to 30°/s, with LED illuminators)
 Internal usable area: See drawings
 Enclosure glass window (WxH): 124x112mm (4.9x4.4in)
 Preset accuracy: 0.02°
 Unit weight: 16.8kg (37lb) (17.8kg (39.2lb), with LED illuminators bracket)

ELECTRICAL

Suitable for use with network cameras
 Input voltage:

- 230Vac, 50/60Hz, 100W
- 24Vac, 50/60Hz, 100W (150-190W max, with LED illuminators)
- 120Vac, 50/60Hz, 100W

 Current consumption:

- 230Vac, 0.4A
- 24Vac, 4A (8A, with LED illuminators)
- 120Vac, 0.8A

 Camera power supply: 12Vdc (800mA)
 4 self-powered alarm inputs
 2 dry contacts: 30Vdc max or 30Vac, @ 1A

COMMUNICATIONS

Ethernet connection: IEEE 802.3 100Base-Tx

PROTOCOLS

ONVIF, S profile

ENVIRONMENT

Indoor/Outdoor
 Operating temperature (with heater): -20°C (-4°F)/+60°C (140°F)
 Operating temperature (with reinforced heater): -30°C (-22°F)/+60°C (140°F)
 Resistant to salty fog (EN50130-5, EN60068-2-52)
 Surge immunity: up to 2kV line to line, up to 4kV line to earth (Class 4)

CERTIFICATIONS

CE: EN60950-1, EN60950-22, EN61000-6-4, EN55022 Class A, EN50130-4
 IP66 EN60529
 cULus Listed, TYPE 4X

ACCESSORIES

UPTIRN108A00	LED illuminator for ULISSE, 10°, 850nm, 24Vac - 12/24Vdc
UPTIRN308A00	LED illuminator for ULISSE, 30°, 850nm, 24Vac - 12/24Vdc
UPTIRN608A00	LED illuminator for ULISSE, 60°, 850nm, 24Vac - 12/24Vdc
UPTIRN109A00	LED illuminator for ULISSE, 10°, 940nm, 24Vac - 12/24Vdc
UPTIRN309A00	LED illuminator for ULISSE, 30°, 940nm, 24Vac - 12/24Vdc
UPTIRN10WA00	LED illuminator for ULISSE, 10°, white light, 24Vac - 12/24Vdc
UPTIRN30WA00	LED illuminator for ULISSE, 30°, white light, 24Vac - 12/24Vdc
UPTIRN60WA00	LED illuminator for ULISSE, 60°, white light, 24Vac - 12/24Vdc
UPTIRPS230	External power supply for ULISSE and ULISSE PLUS, prearranged for two LED illuminators, and control to synchronize IR illuminators with camera Day/Night switching, IN 230Vac, in weatherproof box. Twilight sensor included.
UPTIRPS120	External power supply for ULISSE and ULISSE PLUS, prearranged for two LED illuminators, and control to synchronize IR illuminators with camera Day/Night switching, IN 120Vac, in weatherproof box. Twilight sensor included.
UPTHT1	Cold pack for low temperature 24Vac, 30W
UPTJBUL	Junction weatherproof box for cables connexion (according UL norm)
WASPTOV5L5M00	Water tank 5l, pump with delivery up to 5m (16ft), IN 230Vac-24Vac-120Vac
WASPTOV23L5M00	Water tank 23l, pump with delivery up to 5m (16ft), IN 230Vac-24Vac-120Vac
WASPTOV23L11M00	Water tank 23l, pump with delivery up to 11m (36ft), IN 230Vac-24Vac-120Vac
WASPT1V23L30M00	Water tank 23l, pump with delivery up to 30m (98ft) with water floating, IN 230Vac
WASPT3V23L30M00	Water tank 23l, pump with delivery up to 30m (98ft) with water floating, IN 120Vac

BRACKETS AND ADAPTORS

UPTWBA	Wall bracket with internal cable channel
UPTWBTAB	Parapet bracket with internal cable channel
PTCC1	Pole mount adaptor
WCWGC	Corner mount adaptor

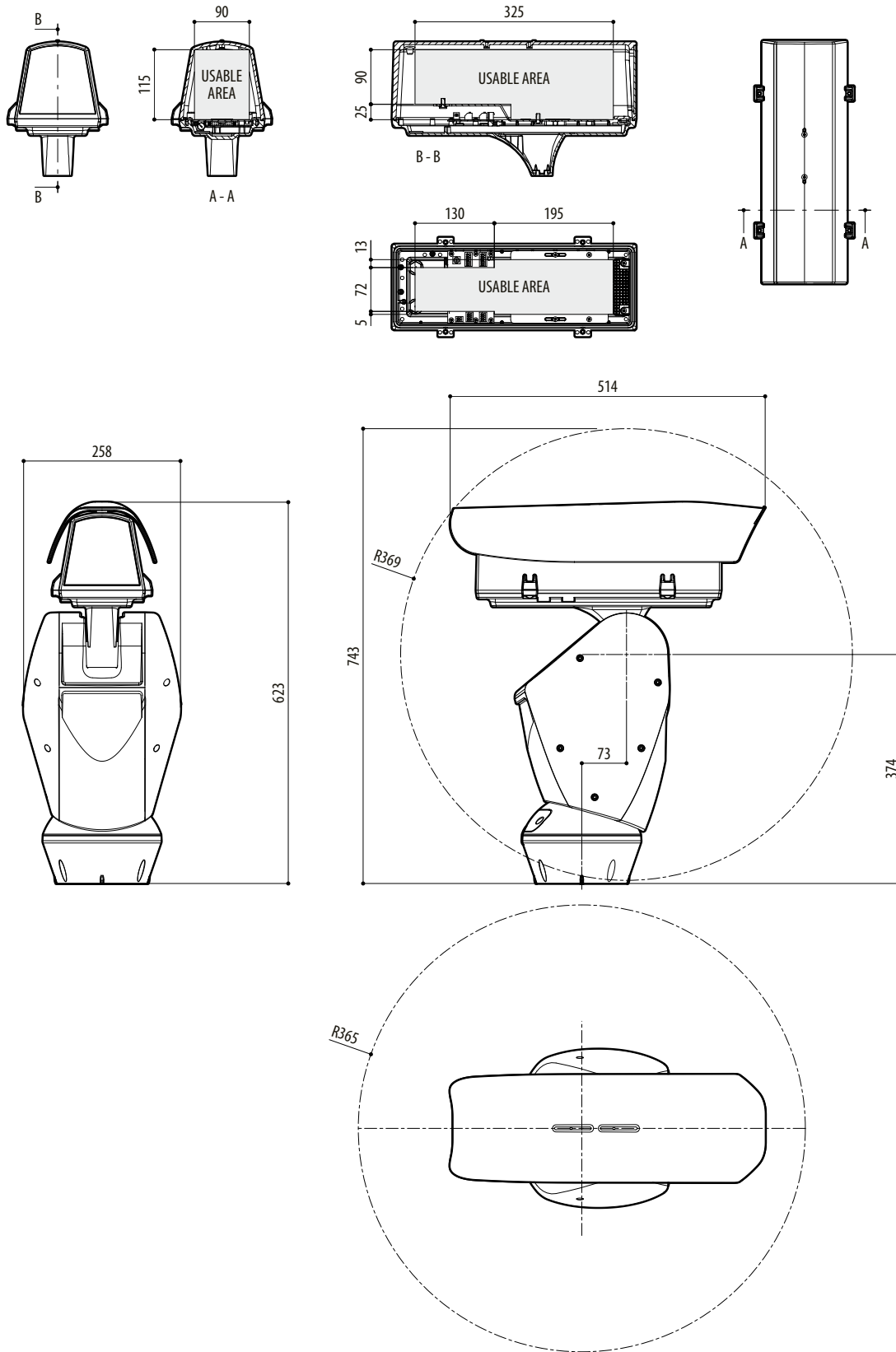
PACKAGE

Model Number	Weight	Dimensions (WxHxL)	Master carton
UPT1SMSAN00E	20kg (44lb)	66x33x57cm (26x13x22in)	-
UPT1SMWAN00E	20.5kg (45lb)	66x33x57cm (26x13x22in)	-
UPT1SMJAN00E	21kg (45lb)	66x33x57cm (26x13x22in)	-

ULISSE PLUS NETCAM - CONFIGURATION OPTIONS							
	Voltage		Options		Video output		
UPT	1	230Vac	SM	W With wiper	A	N For Network cameras compatible with ONVIF protocol, Profile S, or with built-in telemetry output	OOE
	2	24Vac		J With wiper and brackets for UPTIRN (only 24Vac, illuminators not included)			
	3	120Vac					

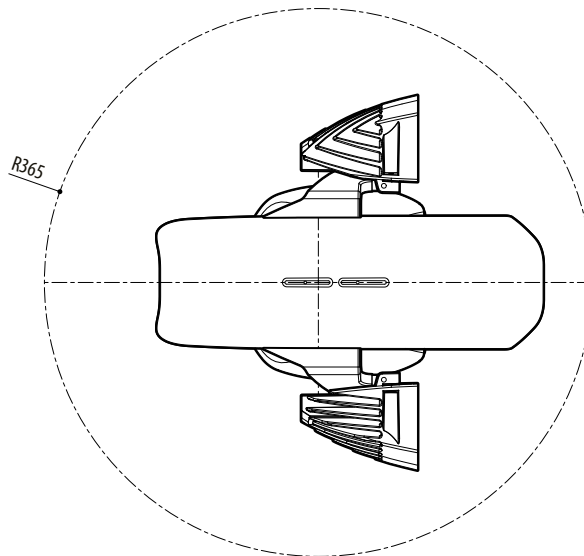
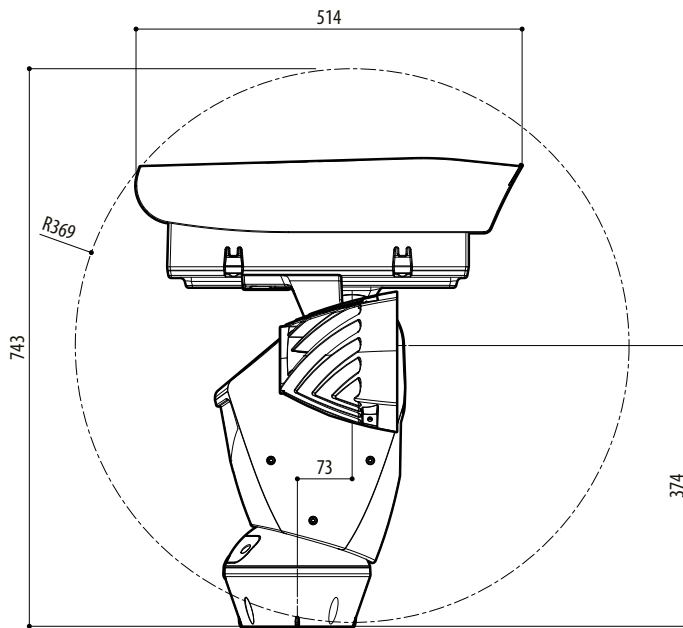
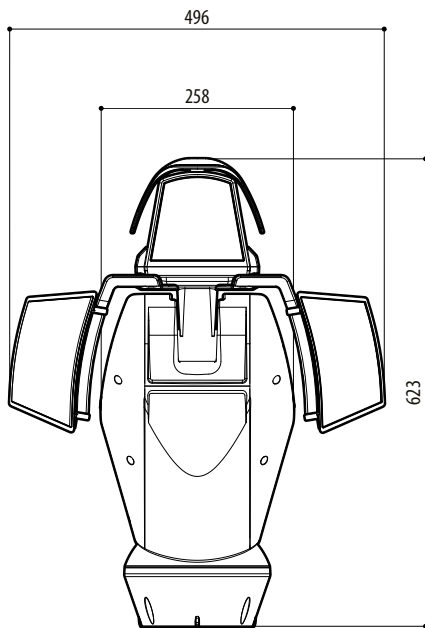
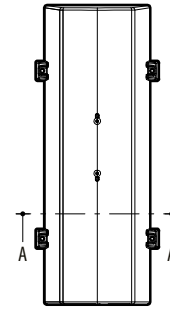
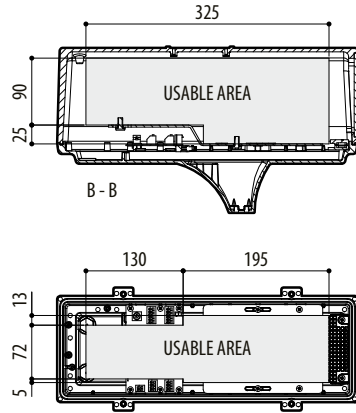
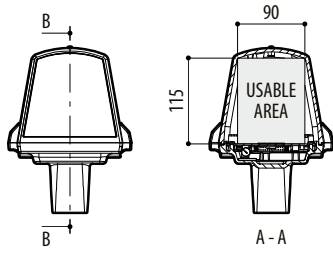
TECHNICAL DRAWINGS

Sizes in millimeters.



ULISSE PLUS NETCAM

Sizes in millimeters.



ULISSE PLUS NETCAM, PRE-ARRANGED VERSION FOR TWO LED ILLUMINATORS INSTALLATION

